Maschinen-Gewindebohrer

Machine taps *Tarauds machine* *Maschi a macchina*

Bestell-Nr. / *Cat. No. / No. de Cat. / Cat. Nr.*	**5100**	**5110**				
Typ / *Type / Type / Tipo*	**TWIN ST kurz**	**TWIN ST AZ kurz**				
NPT **ANSI/ASME B 1.20.1**	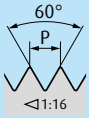					
≈ **DIN 2181** 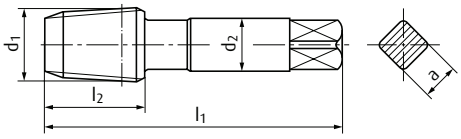						
Lochform / *Hole type / Types de trous / Forma dei fori*	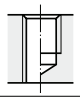	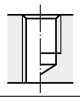				
Oberfläche / *Surface / Surface / Superficie*						
Toleranz / *Tolerance / Tolérance / Tolleranza*	-	-				
Anschnitt-Form / *Chamfer form / Forme d'entrée / Forma d'imbocco*	C / 2-3	C / 2-3				

d_1	- P/1"	l_1	l_2	d_2	a			HSSE	HSSE				
1/16	- 27	63	12	6	4,9			**5100AAAAA**					
1/8	- 27	63	12	7	5,5			**5100AABAA**	**5110AABAA**				
1/4	- 18	63	18	11	9			**5100AACAA**	**5110AACAA**				
3/8	- 18	70	18	12	9			**5100AADAA**	**5110AADAA**				
1/2	- 14	80	23	16	12			**5100AAEAA**	**5110AAEAA**				
3/4	- 14	100	24	20	16			**5100AAFAA**	**5110AAFAA**				
1	- 11,5	110	30	25	20			**5100AAGAA**	**5110AAGAA**				
1 1/4	- 11,5	125	32	32	24			**5100AAHAA**					
1 1/2	- 11,5	140	32	36	29			**5100AAIAA**					
2	- 11,5	160	34	45	35			**5100AAJAA**					

Einsatzgebiete / *Range of application* *Utilisations / Campo d'impiego*						
	A	1.1-1.2	1.1-1.2			
	R					
	F					
	N	1.4/2.3	1.4/2.3			
	S					
	H					

Diese Ausführung ist auch für Sacklöcher z.B. DIN 19212 geeignet.
La version convient aussi pour trou brogne par expample selon DIN 19212.

This design is also suitable for blind holes, e.g. according DIN 19212.
L'esecuzione è adatta anche per fori ciechi per es DIN 19212.

Maschinen-Gewindebohrer

Machine taps *Tarauds machine* *Maschi a macchina*

NPT

ANSI/ASME B 1.20.1

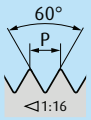

≈ DIN 371

≈ DIN 374

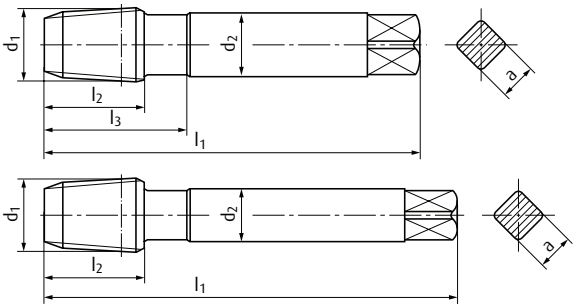



Bestell-Nr. / Cat. No. / No. de Cat. / Cat. Nr.	6100/7100	6110/7110	6102/7102	6112/7112	6605/7605	6645/7645
Typ / Type / Type / Tipo	TWIN ST	TWIN ST AZ	TWIN VG	TWIN VG AZ	SALOREX VA	SALOREX VA
Lochform / Hole type / Types de trous / Forma dei fori	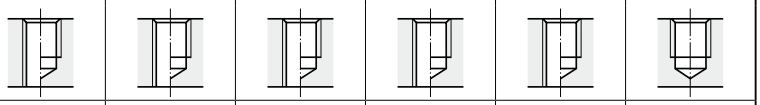					
Oberfläche / Surface / Surface / Superficie					vap	TiN
Toleranz / Tolerance / Tolérance / Tolleranza	-	-	-	-	-	-
Anschnitt-Form / Chamfer form / Forme d'entrée / Forma d'imbocco	C / 2-3	C / 2-3	C / 2-3	C / 2-3	C / 2-3	E / 1,5-2

	d_1 - P/1"	l_1	l_2	l_3	d_2	a	HSSE	HSSE	HSSE	HSSE	HSSE	HSSE
≈ DIN 371	1/16 - 27	90	12	26	8	6,2	**6100A1732**	**6110AAIAA**	**6102A1884**	**6112A1888**	**6605AAHAA**	
	1/8 - 27	90	12	26	10	8	**6100A1733**	**6110AAJAA**	**6102A1885**	**6112A1887**	**6605AAIAA**	**6645AFGAA**
	1/4 - 18	100	18	34,5	14	11	**6100F0007**	**6110AAKAA**	**6102A1886**	**6112A1898**	**6605AAJAA**	**6645AFHAA**
≈ DIN 374	1/16 - 27	90	12	-	6	4,9		**7110AAIAA**				
	1/8 - 27	100	12	-	7	5,5		**7110AAJAA**				
	1/4 - 18	100	18	-	11	9		**7110AAKAA**				
	3/8 - 18	110	18	-	14	11	**7100AIGAB**	**7110AAMAA**	**7102A1890**	**7112A1896**	**7605F0001**	**7645A1950**
	1/2 - 14	140	23	-	16	12	**7100AIEAH**	**7110AANAA**	**7102A1891**	**7112A1893**	**7605F0003**	**7645A1951**
	3/4 - 14	150	24	-	20	16	**7100AIFAE**	**7110AAPAA**	**7102A1892**	**7112A1894**	**7605A5086**	
	1 - 11,5	170	30	-	25	20	**7100AIHAD**		**7102A1889**	**7112A1895**	**7605A5088**	
	1 1/4 - 11,5	190	32	-	32	24					**7605A5089**	
	1 1/2 - 11,5	200	32	-	36	29					**7605A5090**	
	2 - 11,5	220	34	-	45	35						

Einsatzgebiete / *Range of application* *Utilisations* / *Campo d'impiego*						
A	1.1-1.2	1.1-1.2	1.3-1.4	1.3-1.4	1.2-1.3	1.2-1.5
R				1.1-1.2	1.1-1.2	1.1-1.2
F			1.1-2.1	1.1-2.1		
N	1.4/2.3	1.4/2.3	1.4/2.3	1.4/2.3-2-5		
S						
H						

Diese Ausführung ist auch für Sacklöcher z.B. DIN 19212 geeignet.
La version convient aussi pour trou brogne par expample selon DIN 19212.

This design is also suitable for blind holes, e.g. according DIN 19212.
L'esecuzione è adatta anche per fori ciechi per es DIN 19212.

Maschinen-Gewindebohrer

Machine taps *Tarauds machine* *Maschi a macchina*

Bestell-Nr. / *Cat. No. / No. de Cat. / Cat. Nr.*	**5100**
Typ / *Type / Type / Tipo*	**TWIN ST kurz**

NPTF

ANSI/ASME B 1.20.3

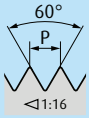

≈ **DIN 2181**

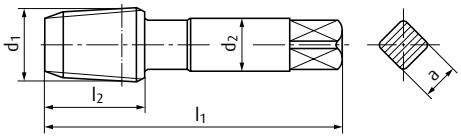

Lochform / *Hole type / Types de trous / Forma dei fori*	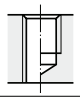
Oberfläche / *Surface / Surface / Superficie*	
Toleranz / *Tolerance / Tolérance / Tolleranza*	-
Anschnitt-Form / *Chamfer form / Forme d'entrée / Forma d'imbocco*	C / 2-3

d_1	- P/1"	l_1	l_2	d_2	a	HSSE
1/16	- 27	63	12	6	4,9	**5100AAKAA**
1/8	- 27	63	12	7	5,5	**5100AALAA**
1/4	- 18	63	18	11	9	**5100AAMAA**
3/8	- 18	70	18	12	9	**5100AANAA**
1/2	- 14	80	23	16	12	**5100AAPAA**
3/4	- 14	100	24	20	16	**5100AAQAA**
1	- 11,5	110	30	25	20	**5100AASAA**
1 1/4	- 11,5	125	32	32	24	**5100AATAA**
1 1/2	- 11,5	140	32	36	29	**5100A1539**
2	- 11,5	160	34	45	35	**5100A1540**

Einsatzgebiete / *Range of application* *Utilisations / Campo d'impiego*	
A	1.1-1.2
R	
F	
N	1.4/2.3
S	
H	

NPTF

ANSI/ASME B 1.20.3

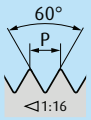

≈ DIN 371

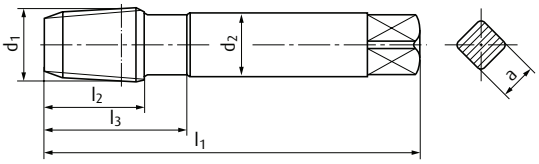

≈ DIN 374

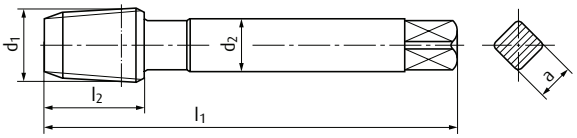

Bestell-Nr. / *Cat. No. / No. de Cat. / Cat. Nr.*								6100/7100	6102/7102	6605/7605			
Typ / *Type / Type / Tipo*								TWIN ST	TWIN VG	SALOREX VA			
Lochform / *Hole type / Types de trous / Forma dei fori*								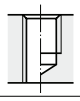	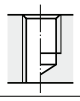	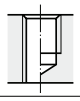			
Oberfläche / *Surface / Surface / Superficie*										vap			
Toleranz / *Tolerance / Tolérance / Tolleranza*								-	-	-			
Anschnitt-Form / *Chamfer form / Forme d'entrée / Forma d'imbocco*								C / 2-3	C / 2-3	C / 2-3			
	d_1	- P/1"	l_1	l_2	l_3	d_2	a	HSSE	HSSE	HSSE			
≈ DIN 371	1/16	- 27	90	12	26	8	6,2	**6100A1740**	**6102A1899**	**6605AANAA**			
	1/8	- 27	90	12	26	10	8	**6100A1741**	**6102A1900**	**6605AAPAA**			
	1/4	- 18	100	18	34,5	14	11	**6100A1742**	**6102A1901**	**6605AAQAA**			
≈ DIN 374	3/8	- 18	110	18	-	14	11	**7100A1743**	**7102A1905**	**7605A5096**			
	1/2	- 14	140	23	-	16	12	**7100A1744**	**7102A1904**	**7605A5098**			
	3/4	- 14	150	24	-	20	16	**7100A1745**	**7102A1903**	**7605A5099**			
	1	- 11,5	170	30	-	25	20			**7605A5102**			
	1 1/4	- 11,5	190	32	-	32	24			**7605A5103**			
	1 1/2	- 11,5	200	32	-	36	29	**7100A1746**	**7102A1902**	**7605A5101**			
	2	- 11,5	220	34	-	45	35			**7605A5104**			

Einsatzgebiete / *Range of application Utilisations / Campo d'impiego*							
	A	1.1-1.2	1.3-1.4	1.2-1.3			
	R			1.1-1.2			
	F		1.1-2.1				
	N	1.4/2.3	1.4/2.3				
	S						
	H						

Maschinen-Gewindebohrer

Machine taps *Tarauds machine* *Maschi a macchina*

Bestell-Nr. / *Cat. No. / No. de Cat. / Cat. Nr.*	7100	7642				
Typ / *Type / Type / Tipo*	TWIN ST	SALOREX UNI				

NPSM

ANSI B 1.20.1

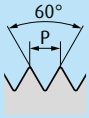

≈ **DIN 5156**

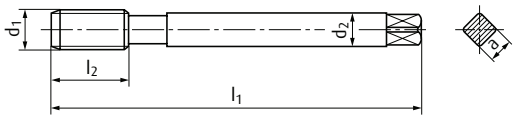

Lochform / *Hole type / Types de trous / Forma dei fori*	max. 2 x D	max. 3 x D				
	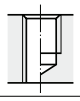	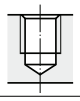				
Oberfläche / *Surface / Surface / Superficie*		vap				
Toleranz / *Tolerance / Tolérance / Tolleranza*	X	-				
Anschnitt-Form / *Chamfer form / Forme d'entrée / Forma d'imbocco*	C / 2-3	E / 1,5-2				

d_1	- P/1"	l_1	l_2	d_2	a		HSSE	HSSE
1/8	- 27	90	18	7	5,5	9,1	**7100AF7AA**	**7642A1937**
1/4	- 18	100	22	11	9	12	**7100AF8AA**	**7642A1938**
3/8	- 18	100	22	12	9	15,5	**7100AGEAA**	**7642A1939**
1/2	- 14	125	25	16	12	19	**7100AGFAA**	**7642A1941**
3/4	- 14	140	28	20	16	24,5	**7100AGDAA**	**7642A1940**
1	- 11,5	160	30	25	20	30,5	**7100AF9AA**	

Einsatzgebiete / *Range of application* *Utilisations / Campo d'impiego*						
A	1.1-1.3	1.1-1.4				
R		1.1				
F	2.1					
N						
S						
H						

auch für NPSC verwendbar
également pour NPSC
also usable for NPSC threads
utilizzabile per NPSC

Bestell-Nr. / *Cat. No. / No. de Cat. / Cat. Nr.*	**7100**	**7642**				
Typ / *Type / Type / Tipo*	**TWIN ST**	**SALOREX UNI**				

NPSF
ANSI B 1.20.3

DIN 5156

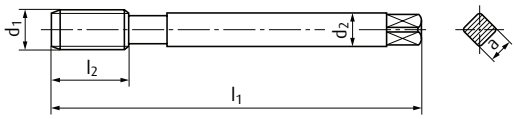

Lochform / *Hole type / Types de trous / Forma dei fori*	max. 2 x D	max. 3 x D				
	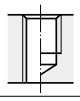	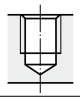				
Oberfläche / *Surface / Surface / Superficie*		vap				
Toleranz / *Tolerance / Tolérance / Tolleranza*	X	-				
Anschnitt-Form / *Chamfer form / Forme d'entrée / Forma d'imbocco*	C / 2-3	E / 1,5-2				

d_1	- P/1"	l_1	l_2	d_2	a		HSSE	HSSE
1/16	- 27	90	17	6	4,9	6,35	**7100A1308**	
1/8	- 27	90	18	7	5,5	8,7	**7100A1309**	**7642A1931**
1/4	- 18	100	22	11	9	11,3	**7100A1310**	**7642A1932**
3/8	- 18	100	22	12	9	14,75	**7100A1311**	**7642A1933**
1/2	- 14	125	25	16	12	18,2	**7100A1312**	**7642A1934**
3/4	- 14	140	28	20	16	23,5	**7100A1313**	**7642A1935**
1	- 11,5	160	30	25	20	29,5	**7100A1314**	

Einsatzgebiete / *Range of application Utilisations / Campo d'impiego*			
A	1.1-1.3	1.1-1.4	
R		1.1	
F	2.1		
N			
S			
H			

Maschinen-Gewindebohrer

Machine taps *Tarauds machine* *Maschi a macchina*

Bestell-Nr. / *Cat. No. / No. de Cat. / Cat. Nr.*	**7100**	**7103**
Typ / *Type / Type / Tipo*	**TWIN ST**	**TWIN HR**

Pg

DIN 40430

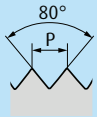

DIN 40433

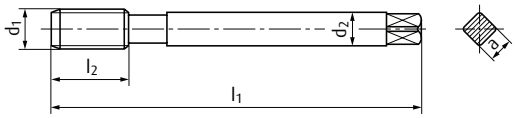

Lochform / *Hole type / Types de trous / Forma dei fori*	max. 2 x D 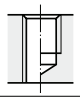	max. 2 x D 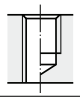
Oberfläche / *Surface / Surface / Superficie*		nit
Toleranz / *Tolerance / Tolérance / Tolleranza*	X	X
Anschnitt-Form / *Chamfer form / Forme d'entrée / Forma d'imbocco*	C / 2-3	C / 2-3

d_1	- P/1"	l_1	l_2	d_2	a		HSSE	HSSE
Pg 7	- 20	100	22	9	7	11,35	**7100B0427**	**7103B0421**
Pg 9	- 18	100	22	12	9	13,95	**7100B0428**	**7103B0422**
Pg 11	- 18	110	25	14	11	17,35	**7100B0429**	**7103B0423**
Pg 13,5	- 18	125	25	16	12	19,15	**7100B0430**	**7103B0424**
Pg 16	- 18	125	25	18	14,5	21,25	**7100B0431**	**7103B0425**
Pg 21	- 16	150	28	22	18	26,95	**7100B0432**	**7103B0426**
Pg 29	- 16	170	30	28	22	35,6	**7100B0433**	
Pg 36	- 16	190	32	36	29	45,6	**7100B0434**	
Pg 42	- 16	190	32	40	32	52,6	**7100B0435**	
Pg 48	- 16	220	36	45	35	57,9	**7100B0436**	

Einsatzgebiete / *Range of application* *Utilisations / Campo d'impiego*			
	A	1.1-1.3	1.4-1.5
	R		
	F	2.1	1.1-1.2
	N		1.4-1.5/2.3/2.6/4.1
	S		
	H		

Das Pg Gewinde wird nur noch für Reparaturbedarf verwendet. Ein Beschluß der VDE (DKE)-Kommission.
Le filetage PG ne reste plus utilisé qu'en cas de réparation. Décision de la commission VDE (DKE)
Pg threads will be used only for repair work. This was decided by the VDE (DKE) commission.
La filettatura PG viene utilizzata solo in casa di riparazioni. Una decisione della commissione VDE (DKE)

MF

DIN-EN 60423

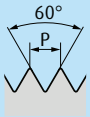

DIN 374

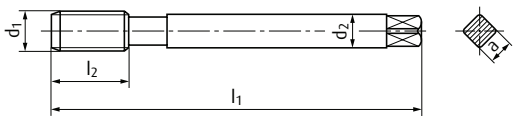



Bestell-Nr. / *Cat. No. / No. de Cat. / Cat. Nr.*							**7100**	**7080**				
Typ / *Type / Type / Tipo*							**TWIN ST**	**STABIL ST**				
Lochform / *Hole type / Types de trous / Forma dei fori*							max. 2 x D	max. 4 x D				
Oberfläche / *Surface / Surface / Superficie*												
Toleranz / *Tolerance / Tolérance / Tolleranza*							7HX	7H				
Anschnitt-Form / *Chamfer form / Forme d'entrée / Forma d'imbocco*							C / 2-3	B / 4-5				
d_1	x P	l_1	l_2	d_2	a		HSSE	HSSE				
M 8	x 1	90	17	6	4,9	7	**7100A4YAA**	**7080A2043**				
M 10	x 1	90	18	7	5,5	9	**7100AVLAA**	**7080A2044**				
M 12	x 1,5	100	22	9	7	10,5	**7100AN6AA**	**7080A2045**				
M 16	x 1,5	100	22	12	9	14,5	**7100AVAAA**	**7080A2046**				
M 20	x 1,5	125	25	16	12	18,5	**7100A3LAA**	**7080A2047**				
M 25	x 1,5	140	28	18	14,5	23,5	**7100F0018**					
M 32	x 1,5	150	28	22	18	30,5	**7100A8SAA**					
M 40	x 1,5	170	30	32	24	38,5	**7100AU7AB**					
M 50	x 1,5	190	32	36	29	48,5	**7100F0019**					
M 63	x 1,5	275	38	50	39	61,5						
M 75	x 1,5	275	38	50	39	73,5						

Einsatzgebiete / *Range of application* *Utilisations / Campo d'impiego*							
	A	1.1-1.3	1.1-1.3				
	R						
	F	2.1	2.1				
	N		2.2				
	S						
	H						

Dieses Gewinde ersetzt das Pg Gewinde (DIN 40 430)
Ce filetage remplace le filetage Pg (DIN 40430)
This thread replaces the Pg thread (DIN 40 430)
Questo filetto sostituisce il filetto Pg (DIN 40 430)

Maschinen-Gewindebohrer

Machine taps *Tarauds machine* *Maschi a macchina*

Bestell-Nr. / *Cat. No. / No. de Cat. / Cat. Nr.*	**7100**	**7642**
Typ / *Type / Type / Tipo*	**TWIN ST**	**SALOREX UNI**

Rp (BSPP)

DIN EN 10226-1, ISO 7-1

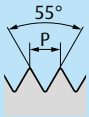

DIN 5156

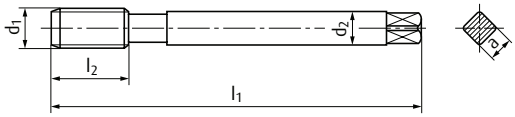

Lochform / *Hole type / Types de trous / Forma dei fori*	max. 2 x D	max. 3 x D
	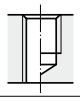	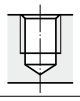
Oberfläche / *Surface / Surface / Superficie*		vap
Toleranz / *Tolerance / Tolérance / Tolleranza*	X	-
Anschnitt-Form / *Chamfer form / Forme d'entrée / Forma d'imbocco*	C / 2-3	E / 1,5-2

d_1	- P/1"	l_1	l_2	d_2	a		HSSE	HSSE
1/16	- 28	90	17	6	4,9	6,55		
1/8	- 28	90	18	7	5,5	8,6	**7100AFYAA**	**7642A1911**
1/4	- 19	100	22	11	9	11,5	**7100AFZAA**	**7642A1910**
3/8	- 19	100	22	12	9	15	**7100AF0AA**	**7642A1909**
1/2	- 14	125	25	16	12	18,5	**7100AF1AA**	**7642A1908**
3/4	- 14	140	28	20	16	24	**7100AF2AA**	**7642A1907**
1	- 11	160	30	25	20	30,25	**7100AF3AA**	**7642A1906**

Einsatzgebiete / *Range of application* *Utilisations / Campo d'impiego*		
A	1.1-1.3	1.1-1.4
R		1.1
F	2.1	
N		
S		
H		

Nicht für DIN 3858
Non pour DIN 3858

Not for DIN 3858
Non per DIN 3858

Rc (BSPT)

DIN EN 10226-2, ISO 7-1

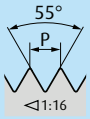

≈ DIN 2181

≈ DIN 374

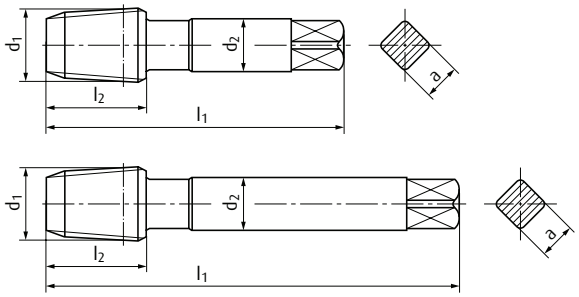

Bestell-Nr. / *Cat. No. / No. de Cat. / Cat. Nr.*	5100	7100				
Typ / *Type / Type / Tipo*	TWIN ST kurz	TWIN ST				
Lochform / *Hole type / Types de trous / Forma dei fori*	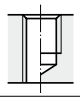	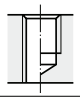				
Oberfläche / *Surface / Surface / Superficie*						
Toleranz / *Tolerance / Tolérance / Tolleranza*	-	-				
Anschnitt-Form / *Chamfer form / Forme d'entrée / Forma d'imbocco*	C / 2-3	C / 2-3				

	d_1	- P/1"	l_1	l_2	d_2	a		HSSE	HSSE
≈ DIN 2181	1/16	- 28	63	12	6	4,9			
	1/8	- 28	63	12	7	5,5		**5100A1925**	
	1/4	- 19	63	18	11	9		**5100A1924**	
	3/8	- 19	70	18	12	9		**5100A1923**	
	1/2	- 14	80	23	16	12		**5100A1922**	
	3/4	- 14	100	24	20	16		**5100A1921**	
	1	- 11	110	30	25	20		**5100A1920**	
≈ DIN 374	1/8	- 28	100	12	7	5,5			**7100AGHAA**
	1/4	- 19	100	18	11	9			**7100AGIAA**
	3/8	- 19	110	18	14	11			**7100AGJAA**
	1/2	- 14	140	23	16	12			**7100AGKAA**
	3/4	- 14	150	24	20	16			
	1	- 11	170	30	25	20			
	1 1/4	- 11	190	32	32	24			
	1 1/2	- 11	200	32	36	29			
	2	- 11	220	34	45	35			

Einsatzgebiete / *Range of application Utilisations / Campo d'impiego*			
A	1.1-1.3	1.1-1.3
R		
F	2.1	2.1
N		
S		
H		

Diverse

Maschinen-Gewindebohrer

Machine taps *Tarauds machine* *Maschi a macchina*

Bestell-Nr. / *Cat. No. / No. de Cat. / Cat. Nr.*	**7100**
Typ / *Type / Type / Tipo*	**TWIN ST**

Rd
DIN 405

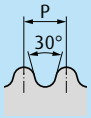

≈ **DIN 352**

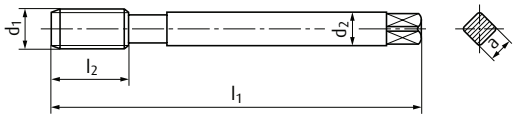

Lochform / *Hole type / Types de trous / Forma dei fori*	max. 1 x D 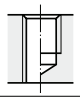
Oberfläche / *Surface / Surface / Superficie*	
Toleranz / *Tolerance / Tolérance / Tolleranza*	7H
Anschnitt-Form / *Chamfer form / Forme d'entrée / Forma d'imbocco*	C / 2-3

d_1	- P Gg/1"	l_1	l_2	d_2	a		HSSE
Rd 8	x 10	70	22	8	6,2	6	**7100F0031**
Rd 9	x 10	70	22	8	6,2	7	**7100F0032**
Rd 10	x 10	70	22	8	6,2	8	**7100F0033**
Rd 11	x 10	70	22	8	6,2	9	**7100AGTAA**
Rd 12	x 10	75	25	9	7	10	**7100AGUAA**
Rd 14	x 8	80	26	11	9	11,5	**7100AGVAA**
Rd 16	x 8	80	27	12	9	13,5	**7100AGWAA**
Rd 18	x 8	95	32	14	11	15,5	**7100AGXAA**
Rd 20	x 8	95	32	16	12	17,5	**7100AGYAA**
Rd 22	x 8	100	32	18	14,5	19,5	**7100AGZAA**
Rd 24	x 8	110	36	18	14,5	21,5	**7100AG0AA**
Rd 26	x 8	110	36	20	16	23,5	**7100AG1AA**
Rd 28	x 8	125	34	22	18	25,5	**7100AG2AA**
Rd 30	x 8	125	34	22	18	27,5	**7100AG3AA**
Rd 32	x 8	125	34	25	20	29,5	
Rd 36	x 8	125	36	28	22	33,5	
Rd 38	x 8	125	36	32	24	35,5	

Einsatzgebiete / *Range of application* *Utilisations / Campo d'impiego*	
A	1.1-1.3
R	
F	2.1
N	
S	
H	

Satz-Gewindebohrer

Set of taps *Jeu de tarauds* *Serie di maschi*

BSF

BS 84

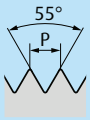

≈ **DIN 352**

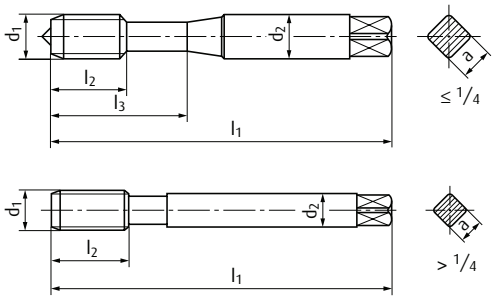

Bestell-Nr. / *Cat. No. / No. de Cat. / Cat. Nr.*								5000	5000	5000	5000
Typ / *Type / Type / Tipo*								**V I**	**M II**	**F III**	**SATZ ST**
Lochform / *Hole type / Types de trous / Forma dei fori*								max. 2 x D 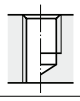	max. 2 x D 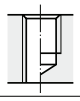	max. 2 x D 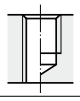	max. 2 x D 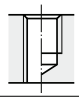
Oberfläche / *Surface / Surface / Superficie*											
Toleranz / *Tolerance / Tolérance / Tolleranza*								-	-	med X	med X
Anschnitt-Form / *Chamfer form / Forme d'entrée / Forma d'imbocco*								A / 5-6	D / 3-4	C / 2-3	C / 2-3
d_1	- P/1"	l_1	l_2	l_3	d_2	a		HSS	HSS	HSS	HSS
3/16	- 32	50	14	25	6	4,9	4	**5000A0FAA**	**5000A1616**	**5000A0GAA**	**5000A1605**
1/4	- 26	56	16	28	6	4,9	5,3	**5000A0IAA**	**5000A1617**	**5000A0JAA**	**5000A1606**
5/16	- 22	63	17	-	6	4,9	6,8	**5000A0LAA**	**5000A1618**	**5000A0MAA**	**5000A1607**
3/8	- 20	70	22	-	7	5,5	8,3	**5000A0PAA**	**5000A1619**	**5000A0QAA**	**5000A1608**
7/16	- 18	70	22	-	8	6,2	9,7	**5000A0SAA**	**5000A1620**	**5000A0TAA**	**5000A1609**
1/2	- 16	70	20	-	9	7	11,1	**5000A0VAA**	**5000A1621**	**5000A0WAA**	**5000A1610**
5/8	- 14	80	27	-	12	9	14	**5000A0YAA**	**5000A1622**	**5000A0ZAA**	**5000A1611**
3/4	- 12	80	22	-	14	11	16,75	**5000A01AA**	**5000A1623**	**5000A02AA**	**5000A1612**
7/8	- 11	80	22	-	18	14,5	19,75				
1	- 10	110	36	-	18	14,5	22,75	**5000A07AA**	**5000A1625**	**5000A08AA**	**5000A1614**

Einsatzgebiete / *Range of application Utilisations / Campo d'impiego*					
	A	1.1-1.3	1.1-1.3	1.1-1.3	1.1-1.3
	R				
	F				
	N				
	S				
	H				

Maschinen-Gewindebohrer

Machine taps *Tarauds machine* *Maschi a macchina*

Bestell-Nr. / *Cat. No. / No. de Cat. / Cat. Nr.*	**6100/7100**
Typ / *Type / Type / Tipo*	**TWIN ST**

BSF

BS 84

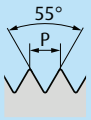

≈ **DIN 371**

≈ **DIN 374**

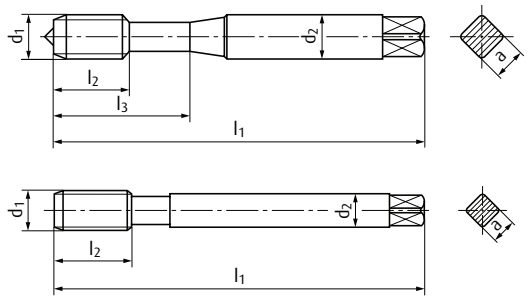

Lochform / *Hole type / Types de trous / Forma dei fori*	max. 2 x D 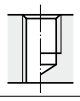
Oberfläche / *Surface / Surface / Superficie*	
Toleranz / *Tolerance / Tolérance / Tolleranza*	med X
Anschnitt-Form / *Chamfer form / Forme d'entrée / Forma d'imbocco*	C / 2-3

	d_1	- P/1"	l_1	l_2	l_3	d_2	a		HSSE
≈ DIN 371	3/16	- 32	70	15	25	6	4,9	4	
	1/4	- 26	80	17	30	7	5,5	5,3	**6100A1322**
	5/16	- 22	90	17	35	8	6,2	6,8	**6100A1323**
	3/8	- 20	100	18	39	10	8	8,3	**6100A1324**
≈ DIN 374	7/16	- 18	100	22	-	8	6,2	9,7	**7100A1325**
	1/2	- 16	100	22	-	9	7	11,1	**7100A1326**
	5/8	- 14	110	27	-	12	9	14	**7100A1327**
	3/4	- 12	125	27	-	14	11	16,75	**7100A1328**
	7/8	- 11	140	32	-	18	14,5	19,75	
	1	- 10	160	36	-	18	14,5	22,75	**7100A1330**

Einsatzgebiete / *Range of application* *Utilisations / Campo d'impiego*	
A	1.1-1.3
R	
F	2.1
N	
S	
H	

Bestell-Nr. / *Cat. No. / No. de Cat. / Cat. Nr.*	**5100**					
Typ / *Type / Type / Tipo*	**TWIN ST kurz**					

W keg

DIN 477
kegelig
tapered
conique
conica

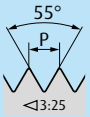

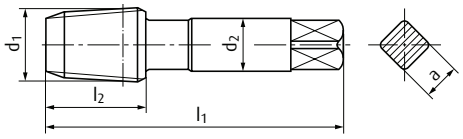

Lochform / *Hole type / Types de trous / Forma dei fori*	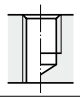					
Oberfläche / *Surface / Surface / Superficie*						
Toleranz / *Tolerance / Tolérance / Tolleranza*	-					
Anschnitt-Form / *Chamfer form / Forme d'entrée / Forma d'imbocco*	C / 2-3					

d_1	- P/1"	l_1	l_2	d_2	a		HSSE
W 19,8	- 14	90	30	16	12		**5100A1958**
W 28,8	- 14	100	35	22	18		**5100A1959**

Einsatzgebiete / *Range of application Utilisations / Campo d'impiego*		
	A	1.1-1.2
	R	
	F	
	N	1.4/2.3
	S	
	H	

Maschinen-Gewindebohrer

Machine taps *Tarauds machine* *Maschi a macchina*

MJ

DIN-ISO 5855

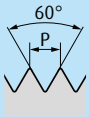

DIN 371

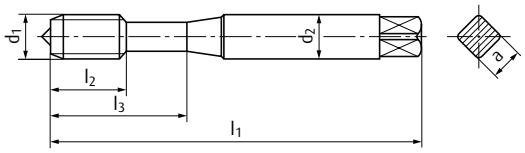



Bestell-Nr. / *Cat. No. / No. de Cat. / Cat. Nr.*	6504	6507	6604	66A7
Typ / *Type / Type / Tipo*	DL15 Ti	DL15 Ni	SL15 Ti	SL15 Ni
Lochform / *Hole type / Types de trous / Forma dei fori*	max. 4 x D	max. 4 x D	max. 2 x D	max. 2 x D
Oberfläche / *Surface / Surface / Superficie*	TiCN	TiCN	TiCN	TiCN
Toleranz / *Tolerance / Tolérance / Tolleranza*	ISO 1X	ISO 1X	ISO 1X	ISO 1X
Anschnitt-Form / *Chamfer form / Forme d'entrée / Forma d'imbocco*	D / 4-5	D / 4-5	C / 2-3	C / 2-3

d_1	P	l_1	l_2	l_3	d_2	a		HSSE	HSS-PS	HSSE	HSS-PS
MJ 3	0,5	56	11	18	3,5	2,7	2,6	**6504A1848**	**6507B0082**	**6604A1856**	**66A7B0381**
MJ 4	0,7	63	13	21	4,5	3,4	3,4	**6504A1849**	**6507B0083**	**6604A1857**	**66A7B0382**
MJ 5	0,8	70	15	25	6	4,9	4,3	**6504A1850**	**6507B0084**	**6604A1858**	**66A7B0383**
MJ 6	1	80	17	30	6	4,9	5,1	**6504A1851**	**6507B0085**	**6604A1859**	**66A7B0384**
MJ 8	1	90	17	35	8	6,2	7,1	**6504A1852**	**6507B0086**	**6604A1860**	**66A7B0385**
MJ 8	1,25	90	20	35	8	6,2	6,9	**6504A1854**	**6507B0088**	**6604A1862**	**66A7B0387**
MJ 10	1,25	100	18	39	10	8	8,9	**6504A1853**	**6507B0087**	**6604A1861**	**66A7B0386**
MJ 10	1,5	100	22	39	10	8	8,6	**6504A1855**	**6507B0089**	**6604A1863**	**66A7B0388**

Einsatzgebiete / *Range of application Utilisations / Campo d'impiego*					
A	1.5		1.5		
R	1.2-1.3		1.2-1.3		
F					
N	2.4-2.5		2.4-2.5		
S	1.1-1.2/2.1-2.2	1.2-1.3/2.2	1.1-1.2/2.1-2.2	1.2-1.3/2.2	
H		1.1		1.1	