Maschinen-Gewindebohrer

Machine taps *Tarauds machine* *Maschi a macchina*

EG-M (STI)

DIN 8140-2

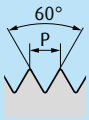

DIN 40435

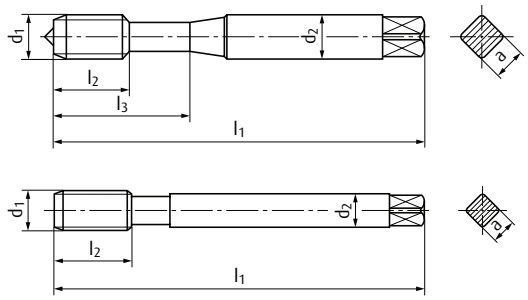



Bestell-Nr. / *Cat. No. / No. de Cat. / Cat. Nr.*	6560/7560	657S/757S	6607/7607	6641/7641	664S/764S	6642/7642
Typ / *Type / Type / Tipo*	STABIL UNI	STABIL SOFT	SL15 Ni	SALOREX NW	SALOREX SOFT	SALOREX UNI
Lochform / *Hole type / Types de trous / Forma dei fori*	max. 4 x D	max. 4 x D	max. 2 x D	max. 3 x D	max. 3 x D	max. 3 x D
Oberfläche / *Surface / Surface / Superficie*	nit-vap	CH	TiCN	vap	CH	vap
Toleranz / *Tolerance / Tolérance / Tolleranza*	6H mod	6H mod	6H mod	6H mod	6H mod	6H mod
Anschnitt-Form / *Chamfer form / Forme d'entrée / Forma d'imbocco*	B / 4-5	B / ~3	C / 2-3	C / 2-3	C / 2-3	C / 2-3

	d_1	P	l_1	l_2	l_3	d_2	a		HSSE	HSSE	HSS-PS	HSSE	HSSE	HSSE
DIN 40435	EG-M 2,5	0,45	56	11	18	3,5	2,7	2,65	**6560ADSAA**	**657SB0033**		**6641A4172**	**664SB0172**	**6642AEKAC**
	EG-M 3	0,5	63	10	21	4,5	3,4	3,15	**6560ADTAA**	**657SB0034**	**6607E5939**	**6641AAVAC**	**664SB0173**	**6642AHQAA**
	EG-M 3,5	0,6	70	11	25	6	4,9	3,7						**6642A4075**
	EG-M 4	0,7	70	12	25	6	4,9	4,2	**6560ADUAA**	**657SB0035**	**6607E2142**	**6641AAZAB**	**664SB0174**	**6642AHYAB**
	EG-M 5	0,8	80	13	30	6	4,9	5,25	**6560ADVAA**	**657SB0036**	**6607E1085**	**6641AA0AB**	**664SB0175**	**6642AHZAC**
	EG-M 6	1	90	17	35	8	6,2	6,3	**6560ADWAA**	**657SB0037**		**6641AA1AB**	**664SB0176**	**6642AH0AB**
	EG-M 8	1,25	100	18	39	10	8	8,4	**6560ADXAA**	**657SB0038**		**6641AA2AB**	**664SB0177**	**6642AI9AB**
	EG-M 10	1,5	110	21	44	12	9	10,5						
DIN 40435	EG-M 10	1,5	100	22	-	9	7	10,5	**7560AHNAA**			**7641AE4AA**	**764SB0567**	**7642AMHAB**
	EG-M 12	1,75	110	26	-	11	9	12,5	**7560AHPAA**			**7641AE5AA**	**764SB0568**	**7642APIAB**
	EG-M 16	2	125	27	-	14	11	16,5	**7560AHQAA**			**7641AE6AA**		**7642AWZAA**
	EG-M 20	2,5	160	34	-	18	14,5	20,75	**7560AHRAA**			**7641A4183**		**7642AW0AA**

Einsatzgebiete / *Range of application* *Utilisations / Campo d'impiego*	6560/7560	657S/757S	6607/7607	6641/7641	664S/764S	6642/7642
A	1.1-1.4			1.1-1.2		1.1-1.4
R	1.1					1.1
F						
N		1.1-1.2/4.2			1.1-1.2/4.2	
S			1.2-1.3/2.2			
H			1.1			

EG-UNC (STI)

ASME-B 18.29.1

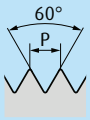

≈ DIN 371

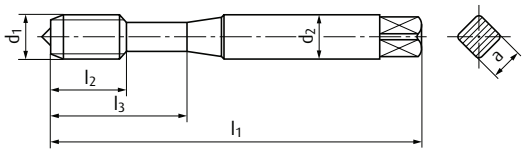

≈ DIN 376

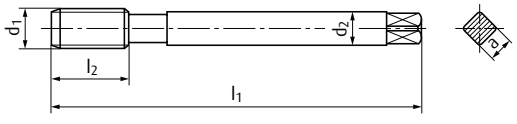

Bestell-Nr. / *Cat. No. / No. de Cat. / Cat. Nr.*								**6560/7560**	**6642/7642**				
Typ / *Type / Type / Tipo*								**STABIL UNI**	**SALOREX UNI**				
Lochform / *Hole type / Types de trous / Forma dei fori*								max. 4 x D	max. 3 x D				
Oberfläche / *Surface / Surface / Superficie*								nit-vap	vap				
Toleranz / *Tolerance / Tolérance / Tolleranza*								2B	2B				
Anschnitt-Form / *Chamfer form / Forme d'entrée / Forma d'imbocco*								B / 4-5	E / 1,5-2				
	d_1 - P/1"	l_1	l_2	l_3	d_2	a		HSSE	HSSE				
≈ DIN 371	EG Nr. 4 - 40	63	13	21	4,5	3,4	3,1	**6560ADYAA**	**6642AMYAB**				
	EG Nr. 6 - 32	70	14	25	6	4,9	3,8	**6560AD0AA**	**6642ANDAA**				
	EG Nr. 8 - 32	80	16	30	6	4,9	4,4	**6560AD1AA**	**6642AJZAA**				
	EG Nr. 10 - 24	80	17	30	7	5,5	5,2	**6560AD2AA**	**6642ANEAA**				
	EG 1/4 - 20	90	20	35	8	6,2	6,7	**6560AD3AA**	**6642ANFAA**				
	EG 5/16 - 18	100	22	39	10	8	8,4	**6560AD4AA**	**6642ANGAA**				
≈ DIN 376	EG 3/8 - 16	100	22	-	9	7	10	**7560AHTAA**	**7642A1964**				
	EG 7/16 - 14	110	26	-	11	9	11,6	**7560AHUAA**	**7642A1965**				
	EG 1/2 - 13	110	27	-	12	9	13,3	**7560AHVAA**	**7642A1966**				
	EG 9/16 - 12	110	27	-	12	9	14,9	**7560A1971**	**7642A1967**				
	EG 5/8 - 11	125	30	-	14	11	16,5	**7560AHWAA**	**7642A1968**				
	EG 3/4 - 10	140	32	-	18	14,5	19,75	**7560AHXAA**	**7642A1969**				

Einsatzgebiete / *Range of application Utilisations / Campo d'impiego*							
	A	1.1-1.4	1.1-1.4				
	R	1.1	1.1				
	F						
	N						
	S						
	H						

EG-UNF (STI)

ASME-B 18.29.1

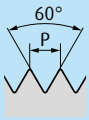

≈ DIN 371

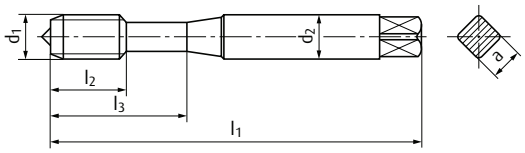

≈ DIN 374

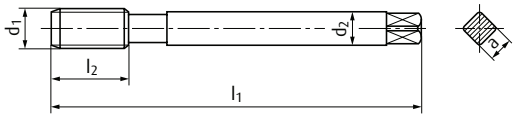



Bestell-Nr. / *Cat. No. / No. de Cat. / Cat. Nr.*	6560/7560	6607/7607	6642/7642			
Typ / *Type / Type / Tipo*	STABIL UNI	SL15 Ni	SALOREX UNI			
Lochform / *Hole type / Types de trous / Forma dei fori*	max. 4 x D	max. 1,5 x D	max. 3 x D			
Oberfläche / *Surface / Surface / Superficie*	nit-vap	TiCN	vap			
Toleranz / *Tolerance / Tolérance / Tolleranza*	2B	3B	2B			
Anschnitt-Form / *Chamfer form / Forme d'entrée / Forma d'imbocco*	B / 4-5	C / 2-3	E / 1,5-2			

	d_1	- P/1"	l_1	l_2	l_3	d_2	a		HSSE	HSS-PS	HSSE			
≈ DIN 371	EG Nr. 4	- 48	56	9	20	4	3	3	**6560AD5AA**		**6642ANHAA**			
	EG Nr. 6	- 40	70	11	25	6	4,9	3,7	**6560AD6AA**		**6642ANIAA**			
	EG Nr. 8	- 36	80	13	30	6	4,9	4,4	**6560AD7AA**		**6642ANJAA**			
	EG Nr. 10	- 32	80	13	30	6	4,9	5,1	**6560AD8AA**	**6607E2144**	**6642AEEAB**			
	EG 1/4	- 28	90	17	35	8	6,2	6,6	**6560AD9AA**	**6607E5942**	**6642AEFAB**			
	EG 5/16	- 24	90	18	35	10	8	8,25	**6560A1978**		**6642F0036**			
≈ DIN 374	EG 3/8	- 24	90	18	-	8	6,2	9,8	**7560AHZAA**		**7642A1972**			
	EG 7/16	- 20	100	22	-	9	7	11,5	**7560AH0AA**		**7642A1973**			
	EG 1/2	- 20	100	22	-	11	9	13,1	**7560AH1AA**		**7642A1974**			
	EG 9/16	- 18	100	22	-	12	9	14,7	**7560A1981**		**7642A1975**			
	EG 5/8	- 18	110	25	-	14	11	16,25	**7560AH2AA**		**7642A1976**			
	EG 3/4	- 16	125	25	-	16	12	19,5	**7560AH3AA**		**7642A1977**			

Einsatzgebiete / *Range of application* *Utilisations / Campo d'impiego*						
A	1.1-1.4		1.1-1.4			
R	1.1		1.1			
F						
N						
S		1.2-1.3/2.2				
H		1.1				